


# Keep SATS Wheels Rolling

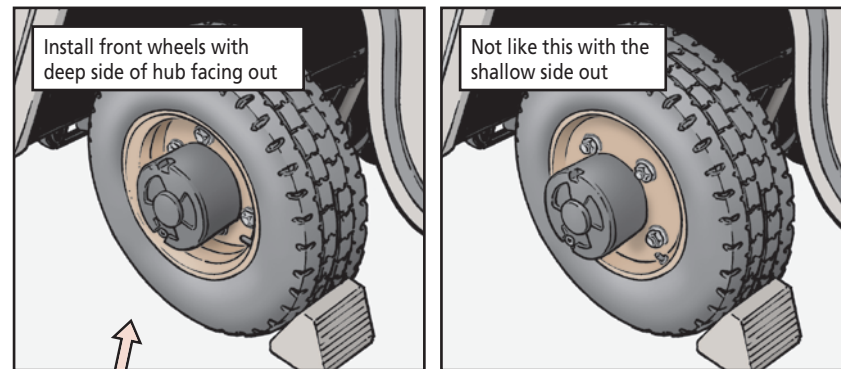


WP 0091 OF TM 1-1740-221-13&P TELLS YOU TO POSITION THE WHEEL ASSEMBLY ON THE STUDS.

WHAT IT DOESN'T SAY IS THAT THE **FRONT WHEELS** SHOULD BE INSTALLED WITH THE **SHALLOW SIDE** AGAINST THE HUB WHEN PLACING WHEEL ON THE STUDS.

Install front wheels with deep side of hub facing out

Not like this with the shallow side out




THIS PROVIDES MORE ROOM BETWEEN THE CHASSIS AND THE TIRE ASSEMBLY.

TO ALLOW FOR **EVEN WEAR**, THE AGSE HEADSHED RECOMMENDS THAT THE REAR WHEEL ASSEMBLY BE POSITIONED WITH THE **DEEPER** SIDE OF THE WHEEL AGAINST THE HUB. THOSE WHEELS DON'T TURN LATERALLY AND SHOULD **NOT** RUB AGAINST THE CHASSIS.

MAKE A NOTE THAT THESE CHANGES AND A WARNING WILL BE INCLUDED IN THE NEXT UPDATE TO TM 1-1740-221-13&P. THE CHANGE WILL CLARIFY WHEEL ASSEMBLY INSTALLATION.

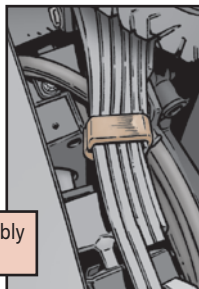
REMEMBER, IT'S SHALLOW SIDE **IN** FOR THE **FRONT** WHEELS AND SHALLOW SIDE **OUT** FOR THE **REAR**.



MECHANICS, REPORTS ARE COMING IN THAT THE FRONT TIRES ON THE STANDARD AIRCRAFT TOWING SYSTEM (SATS) ARE RUBBING THE **INSIDE** OF THE VEHICLE'S CHASSIS.

TURNS OUT, THE WHEELS ARE BEING INSTALLED **INCORRECTLY** ONTO THE **FRONT AXLE HUB**.

Installed wrong, front wheel assembly rubs against chassis during turns



## Get MEDEVAC News

To be in the know on the latest MEDEVAC news, check out milSuite. Go to milBook which has a discussion forum for Army Aeromedical Evacuation Operations at:

<https://www.milsuite.mil/book/groups/army-air-medevac-operations>

Go to milWiki for answers to lots of MEDEVAC questions at:

<https://www.milsuite.mil/wiki/MEDEVAC>

## Chinook Questions?

The Chinook headshed is ready to help with your questions about the cargo aircraft. Email your queries to the CH-47 team at:

[usarmy.redstone.peo-avn.list.cargo-custsupt@mail.mil](mailto:usarmy.redstone.peo-avn.list.cargo-custsupt@mail.mil)